



---

Online Linguistic Support

# **The language assessment User guide for mobility participants**

---

**Learn languages with Erasmus+ OLS  
German - English - Spanish  
French - Italian - Dutch**

## Contents

1. Introduction .....	2
1.1 What is the purpose of Erasmus+ OLS?.....	2
1.2 How does the language assessment work and who is it for?.....	2
1.3 What is the purpose of this user guide?.....	3
2. System requirements .....	4
3. Access and log into the Erasmus+ OLS website .....	5
4. Complete your Erasmus+ OLS profile .....	6
5. Access the Erasmus+ OLS language assessment .....	8
6. Perform the Erasmus+ OLS language assessment .....	11
6.1 Grammar.....	12
6.2 Vocabulary .....	15
6.3 Key communicative phrases.....	16
6.4 Listening comprehension.....	17
6.5 Reading comprehension .....	20
7. Results of the language assessment.....	21
8. Helpdesk.....	26
9. Data protection .....	27
9.1 Disclaimer .....	27
9.2 Privacy statement .....	28
9.2.1 What personal information we collect and for what purpose? .....	29
9.2.2 Who has access to your information and to whom is it disclosed? .....	30
9.2.3 How do we protect and safeguard your information? .....	31
9.2.4 How can you verify and rectify your information? .....	31
9.2.5 How long do we keep your data? .....	31
9.2.6 Contact information.....	32
9.2.7 Recourse .....	32
9.2.8 Legal basis.....	33
9.3 Copyright.....	33
9.4 Contact.....	34
9.5 Cookies.....	34
9.6 OLS Code of Conduct .....	35

## 1. Introduction

Welcome to the Erasmus+ OLS language assessment for students, teachers, trainees, staff, and Erasmus+ volunteers! This user guide is dedicated to introduce the Online Linguistic Support language assessments to you in order to ensure your results will reflect the best of your knowledge regarding that particular language you are going work or study during your mobility.

### 1.1 What is the purpose of Erasmus+ OLS?

Erasmus+ is the new EU programme for education, training, youth and sport for the period 2014-2020. Erasmus+ offers opportunities to study, train, gain work experience or volunteer abroad and one of its strategic objectives is to strengthen linguistic skills and support language learning.

The Erasmus+ Online Linguistic Support (OLS) offers **online language assessments** and, where applicable, **language courses** to participants of Erasmus+ mobility activities of **at least 2 months** (studies<sup>1</sup>/traineeships/EVS volunteering) having one of the following languages as the main language of instruction/work: **German, English, Spanish, French, Italian and Dutch**.

### 1.2 How does the language assessment work and who is it for?

The Erasmus+ OLS language assessment (a first assessment to be taken before the mobility and a final assessment to be taken at the end of the mobility) is compulsory for all higher education students going on an Erasmus+ mobility for studies or traineeships as of 1 January 2015 having one of the following languages as the main language of instruction/work: German, English, Spanish, French, Italian and Dutch (except native speakers).

For EVS volunteers the Erasmus+ OLS language assessment is implemented starting with the projects selected at the third selection round in 2014 for all mobilities of at least 2 months having one of the following languages as the main language for volunteering: German, English, Spanish, French, Italian and Dutch (except native speakers). OLS language assessment is compulsory as of the selection rounds of 2015 for EVS volunteers using one of the languages mentioned above as the main language for volunteering. In order to get access to OLS for its long-term EVS volunteers, the applicant has to request linguistic support in the project application form.

---

<sup>1</sup> Joint Master Degree students are not eligible

For Vocational Education and Training learners, it will be compulsory as of 1 June 2015 for all mobilities of at least 1 month having one of the following languages as the main language of work: German, English, Spanish, French, Italian and Dutch (except native speakers).

**Native speakers** are **exempt** from taking the assessment (please refer to your sending institution/coordinating organisation's definition of native speaker). If the main language of your mobility is **not** German, English, Spanish, French, Italian or Dutch, the assessment will not be carried out via the Erasmus+ OLS language assessment. Please refer to your sending institution/coordinating organisation for information on assessment or language support in other languages.

For further information on Erasmus+ OLS or other opportunities of language support, we invite you to contact your Erasmus+ higher education sending institutions or EVS/VET coordinating organisations.

The online assessment evaluates participants' language skills - listening, reading and writing - according to the Common European Framework of Reference for Languages ([CEFR](#)).

### 1.3 What is the purpose of this user guide?

This user guide includes instructions that will help you to quickly and efficiently complete your language assessment.

First of all you will learn what the IT system requirements are for using the OLS as well as how to log into the OLS. Once you can access your account, we explore the language assessment to see how it is structured and what it assesses. Finally we will provide you with some tips on how to make the most out of your results.

## 2. System requirements

Listed below are the minimum system requirements needed to successfully run the Erasmus+ OLS language assessment online:

- Operating system: Windows 8, Windows 7, Windows XP, Windows Vista, MAC OS X® 10.1;
- Screen resolution: 1024x768
- Standard audio card
- Speakers or head phones
- Browser: Internet Explorer® 7 or later; Mozilla Firefox 3.6 or later; Chrome 10 or later; Safari 5 or later
- Adobe® Flash Player 11.1.102.55 or HTML5
- Broadband Internet Connection (DSL/Cable)

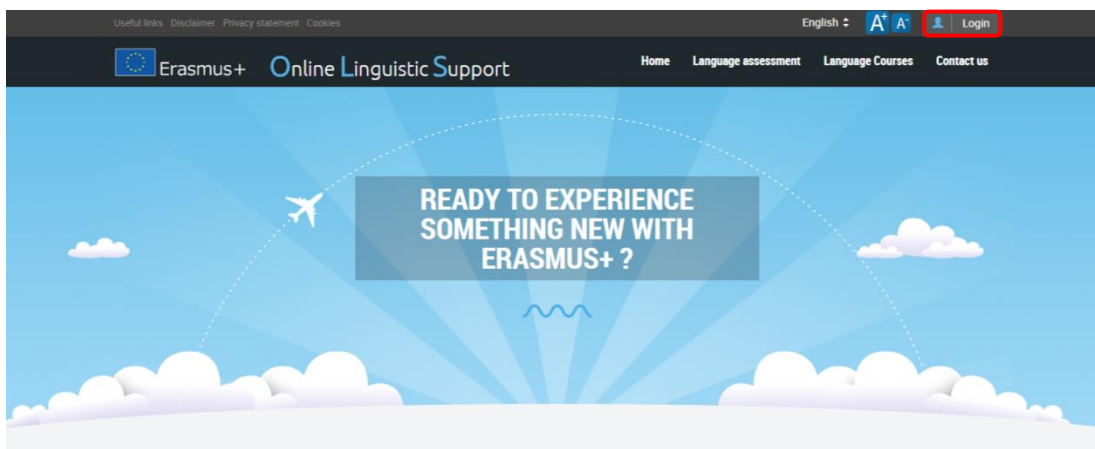
### 3. Access and log into the Erasmus+ OLS website

Before being able to access the Erasmus+ OLS language assessments, you need to activate your user account. You should have received an automated e-mail with the log-in credentials. Just follow the link provided in the e-mail to activate your account.

To log in, type the Login and the Password you received by email from your sending institution/organisation.

Once you have activated your Erasmus+ OLS account go to the following URL: [www.erasmusplusols.eu](http://www.erasmusplusols.eu) to access the Erasmus+ OLS home page.

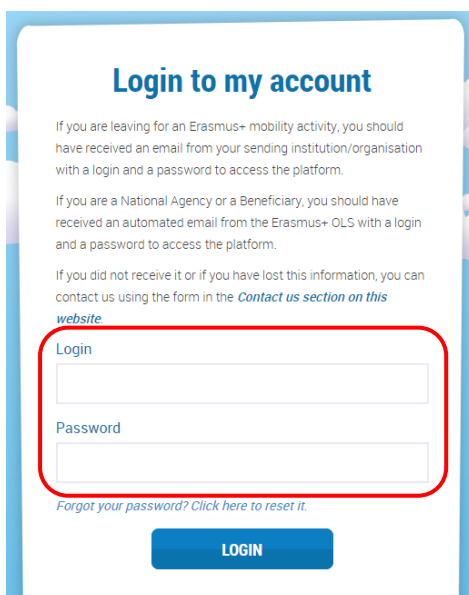
To access the login page, click on the Login button in the upper right corner of your screen.



#### What is the Online Linguistic Support?

Erasmus+ is the new EU programme for education, training, youth and sport for the period 2014-2020. Erasmus+ offers opportunities to study, train, gain work experience or volunteer abroad and one of its strategic objectives is to strengthen linguistic skills and support language learning.

If you don't remember your password, click on the “**Forgot your password?**” link.



**Login to my account**

If you are leaving for an Erasmus+ mobility activity, you should have received an email from your sending institution/organisation with a login and a password to access the platform.

If you are a National Agency or a Beneficiary, you should have received an automated email from the Erasmus+ OLS with a login and a password to access the platform.

If you did not receive it or if you have lost this information, you can contact us using the form in the [Contact us section on this website](#).

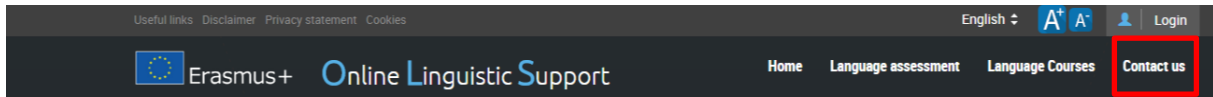
Login

Password

[Forgot your password? Click here to reset it.](#)

**LOGIN**

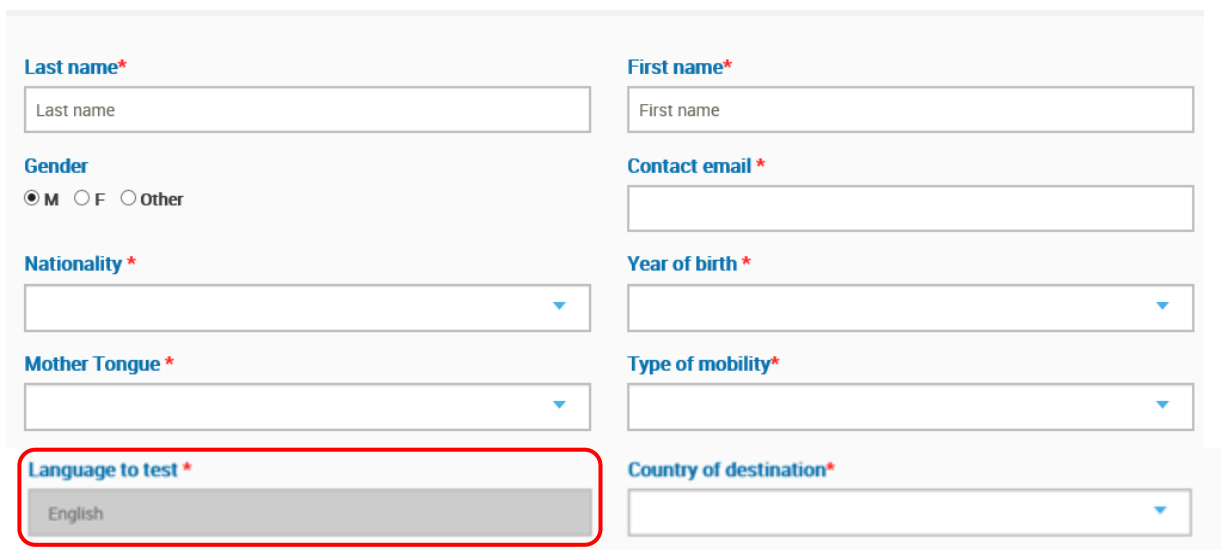
If you encounter problems, contact the Erasmus+ OLS technical support team by clicking on "**Contact us**" on the upper right-hand corner of your screen.

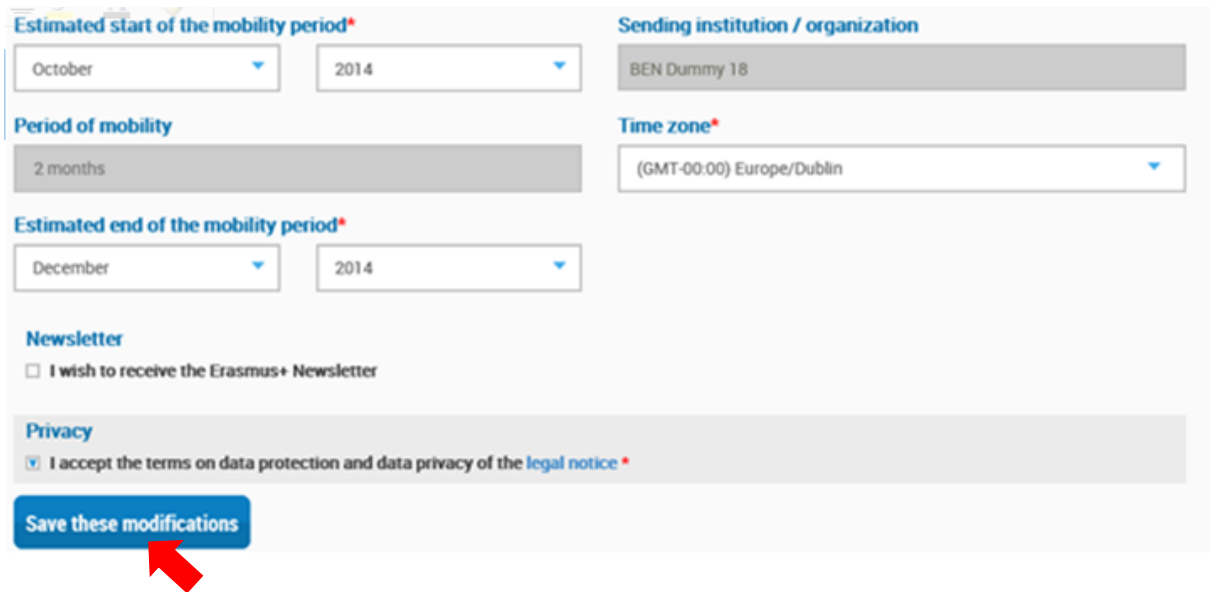


## 4. Complete your Erasmus+ OLS profile

Once logged in, you are asked to edit your profile and complete it with your personal information as well as those about your Erasmus+ mobility (type of mobility, country of destination, start and end date of your mobility period). Fields marked with a red asterisk \* are mandatory (all fields are mandatory).

The language of the assessment you are going to take, indicated under the label “**Language to test**”, has been selected by your sending institution/organisation as the main language of instruction of your mobility period. You cannot modify this field. If you believe this language is incorrect, please stop completing your profile and get in contact with your sending institution/organisation immediately.


The image shows a profile completion form with the following fields: 'Last name\*' (text input), 'First name\*' (text input), 'Gender' (radio buttons for M, F, Other), 'Nationality\*' (dropdown menu), 'Year of birth\*' (dropdown menu), 'Mother Tongue\*' (dropdown menu), 'Type of mobility\*' (dropdown menu), 'Language to test\*' (dropdown menu with 'English' selected and highlighted by a red box), and 'Country of destination\*' (dropdown menu). All mandatory fields are marked with a red asterisk.



Please also enter your time zone, since at a later stage this might become important for the tutoring sessions if you are selected by your sending institution/organisation to attend the OLS online language course. Therefore you should indicate the time zone in which you will study or work during your mobility.

Before clicking on "Save these modifications" you may read the 'Legal Notice' on data protection. You have to accept the terms on data protection and data privacy before saving your profile, otherwise you cannot proceed. Here you can also indicate if you would like to receive the Erasmus+ OLS Newsletter.

If you would like to modify the password that you have received by e-mail, click on “**Change password**”.



Once you are done completing your profile, click on "**Save these modifications**" to continue. Please note that you need to complete your profile before starting the language assessment.



## 5. Access the Erasmus+ OLS language assessment

Once you have completed your profile, an introductory page to the language assessment is displayed. If you need to modify your profile, click on "**Edit profile**", in the top left corner of the screen.



This page contains a series of information such as:

- The duration of your language assessment;
- The composition of the language assessment you will take i.e. grammar, vocabulary, key communicative phrases, listening comprehension and reading comprehension;
- The difficulty level in which your language assessment progresses ("computerized adaptive testing" i. e. the difficulty level of the entire assessment adapts to the mobility participant's ability level);
- Some advice on how to perform the language assessment comfortably.

At the end of your language assessment, only the final result is displayed on the screen without any feedback on your assessment performance (number of right and/or wrong answers).



Welcome to the Erasmus+ OLS language assessment.

You are requested to complete this language assessment in the language you will use to study, work or volunteer during your Erasmus+ mobility. By completing this assessment, you can find out what your current language level is.



The online assessment takes approximately **40 to 50 minutes** and consists of five sections with a total of 70 questions:

- ▶ Grammar (20 questions)
- ▶ Vocabulary (15 questions)
- ▶ Key communicative phrases (15 questions)
- ▶ Listening comprehension (10 questions)
- ▶ Reading comprehension (10 questions)

The questions are progressively adapted to suit your language level so don't worry if the questions suddenly become easier or more difficult.

We advise you to take the assessment in a quiet environment with a stable internet connection. At any moment during the assessment, you can save and continue later, but keep in mind that once you have completed the assessment and received the results, you cannot do it again.

While you are taking the assessment, the system does not display the correct answers on the screen. Once you have finished the language assessment, your results are displayed on the screen and a copy of these results is also sent to you by e-mail.

The results of your language assessment do not influence your participation in the Erasmus+ mobility. The results, according to the Common European Framework of

By clicking on “**Start the language assessment**” at the bottom of the page, you can start your assessment.



The system will then check the compatibility of your computer.

## COMPATIBILITY OF YOUR EQUIPMENT

### Test your equipment

**Congratulations!**

Your configuration matches the minimal specifications to access Erasmus+ OLS.



Resolution	✓ 1920 x 1080
Browser	✓ Mozilla Firefox 32.0
Flash Player or HTML5	✓ Flash Player 15.0.0
Cookies	✓ OK

Once the compatibility check is done and your configuration matches the minimal specifications, click on “**Start my language assessment**”.

After the compatibility check the system tests your audio configuration. Click on "**Click to listen**" to check if your loudspeakers or headphones play the audio sample correctly. (Please make sure your speakers are turned on.)

### Level Test - English


**Sound set-up for the test**

In order to be able to answer the listening comprehension questions, your loudspeakers (or headphones) must be plugged in and functioning.

Erasmus+ suggests you test your sound configuration before beginning the level test.  
Make sure that your loudspeakers (or headphones) are correctly plugged in and verify that the sound is not on 'Mute'.

Click on the button 'Play' below to test your sound configuration.

Did you hear the sound played?

Click to listen: 

Then you click on "**Yes**" if the sound test worked. In the event the audio test failed, by clicking on "**No**", another message will be shown including a list of actions for setting up the audio.


After clicking on "**Yes**" and then on "**continue**", you can finally start your language assessment.

### Level Test - English

**Sound set-up for the test**

Perfect! Your loudspeakers (headphones) are configured correctly. You can begin your level test by clicking on the button 'continue'.

Good luck!

Click to listen: 

 continue

## 6. Perform the Erasmus+ OLS language assessment

The online language assessment, with a total of 70 questions, includes the following sections:

1. grammar (20 questions)
2. vocabulary (15 questions)
3. key communicative phrases (15 questions)
4. listening comprehension (10 questions)
5. reading comprehension (10 questions)

The average time to perform the assessment is approximately 40 to 50 minutes. However there is no time limit and you may take as long as you wish to complete the assessment.

These sections aim at evaluating your communicative competence as well as your grammatical, semantic as well as your lexical and spelling skills in an integrated way.

At any moment during the assessment, you can save it and continue later, although only completed sections are saved while for those sections you have only started without completing them your answers will be lost. If you have to quit the language assessment, or if you experience a technical problem, you will be able to start it from the beginning of the section you were at previously. **Keep in mind that once you** have selected your answer and clicked on "**continue**", you will not be able to go back to the previous question for revision. If you don't know the answer to a question, click on **continue** and carry on with your assessment without selecting an answer.

## 6.1 Grammar

The first section assesses your grammatical competence. This grammar section includes two types of exercises: multiple choice and cloze test (gap-filling task) and include 20 questions.

The example below shows a multiple choice exercise in which you have to choose the right option from a list of terms by clicking on the small circle beside each option. Then you click on "continue" to move to the next question.

In the top right corner of the screen, you can view the difficulty level of each question: it will increase or decrease in complexity to suit your language level. The system starts, by default, with a question situated at level A2 (CEFR). At the bottom of the page, you can check the progress of your assessment in the bar at the bottom. Each filled cell indicates the number of given answers. The progress bar shows the 5 sections you will have to go through to complete your assessment.

LEVEL TEST - ENGLISH Difficulty : ★☆☆☆☆

Fill in the blank(s).

I  smoke  smoked  am smoking  will smoke for five years, but then I stopped, because smoking is unhealthy.

[CONTINUE](#)

GRAMMAR    VOCABULARY    KEY COMMUNICATIVE PHRASES    LISTENING COMPREHENSION    READING COMPREHENSION

The next screenshot shows the other type of exercise used in this section: the cloze test. According to the context and the meaning of the extract, you will have to type in, by clicking on the blank(s), the right form in number (and/or gender depending on the variables of the selected study language) for:

- nouns
- articles
- adjectives and
- pronouns.

You will also be asked to insert:

- the right tense and conjugation form of the verbs (depending on the variables of the selected study language)
- the right prepositions and adverbs.

LEVEL TEST - ENGLISH Difficulty : ★★☆☆☆

Fill in the blank(s).

- Where did you  when you  a child?  
- I lived in a large house in Brussels.

[CONTINUE](#)

---

GRAMMAR      VOCABULARY      KEY COMMUNICATIVE PHRASES      LISTENING COMPREHENSION      READING COMPREHENSION

For each section completed, you will be notified as indicated below:

- the part (Grammar, Vocabulary, etc.) you finished
- the number of remaining parts to go
- the next section you will have to go through.

### Level test - English

#### Grammar

You have completed part 1 (Grammar) of this test.

You still have 4 part(s) to complete. The next set of questions tests your Vocabulary.

-

Good luck!

 continue

## 6.2 Vocabulary

The second section evaluates your lexical competence by means of the vocabulary section consisting of 15 questions. Like the previous section, you will have to answer multiple choice and cloze ("gap-filling") questions, by choosing the right term (noun, adjective, verb, pronoun, and preposition) with reference to a given context.

LEVEL TEST - ENGLISH Difficulty : ★☆☆☆☆

Sorry, I can't help you right now, I'm very  busy  hurried  stressy  occupied . Could you come back later, please?

[CONTINUE](#)

GRAMMAR VOCABULARY KEY COMMUNICATIVE PHRASES LISTENING COMPREHENSION READING COMPREHENSION

The vocabulary section also includes questions testing your basic general knowledge:

LEVEL TEST - ENGLISH Difficulty : ★☆☆☆☆

- Are you German?  
- No, I'm  Holland  Netherlands  Dutch  Belgium . I was born in Amsterdam.

[CONTINUE](#)

GRAMMAR VOCABULARY KEY COMMUNICATIVE PHRASES LISTENING COMPREHENSION READING COMPREHENSION



## 6.3 Key communicative phrases

The third section, consisting of 15 questions, assesses your communication skills. The ability to use the language correctly and appropriately to accomplish communication goals is assessed here by means of multiple-choice questions. The aim here is to evaluate how you interact in the target language through a series of short dialogues.

Again, you will have to choose the right answer from a set of given options:

LEVEL TEST - ENGLISH Difficulty : ★☆☆☆☆

**Fill in the blank(s).**

- That bag looks heavy, can I help you with it?

- I'll help you.
- You're welcome.
- Yes, please.
- Yes, it's a pleasure.

[CONTINUE](#)

GRAMMARVOCABULARYKEY COMMUNICATIVE PHRASESLISTENING COMPREHENSIONREADING COMPREHENSION

Or you will have to pick the most suitable question to a given answer:

LEVEL TEST - ENGLISH Difficulty : ★☆☆☆☆

**Fill in the blank(s).**

**Ask the right question.**

- What's your phone number? ?
- How's your phone number?
- Which is your phone number?
- Who is your phone number?

- My number is 00 44 1 726 9513.

[CONTINUE](#)

GRAMMARVOCABULARYKEY COMMUNICATIVE PHRASESLISTENING COMPREHENSIONREADING COMPREHENSION

## 6.4 Listening comprehension

The fourth section, consisting of 10 questions, assesses your listening comprehension skills. Each question is based on an audio extract played. You can check your playback device by clicking on the speaker icon on the right-hand side of the introductory screen. To listen to the track, you click on the speaker. You will be able listen to each audio extract 3 times maximum.

### Key communicative phrases


You have completed part 3 (Key communicative phrases) of this test.


You still have 2 part(s) to complete. The next set of questions tests your Listening comprehension.

-

Each question in this question is based on an extract played. To listen to the extract, click on the speaker. You can listen to it 3 times maximum. You can test the mechanism by clicking on the speaker opposite.

Good luck!






We advise that you read the list of proposed options at least once. Each exercise is in the form of a multiple-choice test based on a short dialogue. Among the possible tasks to accomplish, and according to the difficulty level in which you are, you will have to choose the appropriate sentence that exemplifies, by means of a rephrased sentence, the main point or an aspect of the audio extract. For example, the transcript of the exercise below is: "Speaker: Jim, how long do you spend on the computer every day? - Jim: usually 4 hours during the week but I don't work on it at the weekend":

LEVEL TEST - ENGLISH
Difficulty : ★☆☆☆☆

Select the appropriate sentence.



- Jim works on the computer on a day-to-day basis.
- Jim works on the computer at the weekend.
- Jim spends almost half a day on the computer every day.
- Jim doesn't work on the computer during the week.





GRAMMAR



VOCABULARY



KEY COMMUNICATIVE  
PHRASES



LISTENING  
COMPREHENSION




READING  
COMPREHENSION

Or you will simply have to identify a word or a phrase used in the dialogue as shown in the two screenshots below:

LEVEL TEST - ENGLISH Difficulty : ★☆☆☆☆

What do you hear?



What is she wearing?

- a coat
- a jacket
- a raincoat
- a cap


**CONTINUE**

GRAMMAR    VOCABULARY    KEY COMMUNICATIVE PHRASES    LISTENING COMPREHENSION    READING COMPREHENSION

LEVEL TEST - ENGLISH Difficulty : ★☆☆☆☆

Choose the right answer.

What do you hear?



- The same for you.
- The same as you.
- The same to you.
- I wish you the same.


**CONTINUE**

GRAMMAR    VOCABULARY    KEY COMMUNICATIVE PHRASES    LISTENING COMPREHENSION    READING COMPREHENSION

This section assesses again your communication skills in the sense that you will have to choose the appropriate response to a question contextually. Here the audio extract tells "How are you Howard?":

LEVEL TEST - ENGLISH Difficulty : ★☆☆☆☆

Select the appropriate response.



- I'm fine, a little tired.
- I'm fine, a little interested.
- I'm fine, a little funny.
- I'm fine, a little difficult.


[CONTINUE](#)


GRAMMAR    VOCABULARY    KEY COMMUNICATIVE PHRASES    LISTENING COMPREHENSION    READING COMPREHENSION

You might be asked to identify the communication context of a conversation indicated by a series of elements (dial tone, the type of language used: "Charles speaking", etc.):

LEVEL TEST - ENGLISH Difficulty : ★☆☆☆☆

Select the appropriate sentence.



- Charles and Simon are talking on the telephone. 
- Charles wants to know what time it is.
- Charles and Simon are in a meeting.
- Charles and Simon meet in the street.

[CONTINUE](#)

GRAMMAR    VOCABULARY    KEY COMMUNICATIVE PHRASES    LISTENING COMPREHENSION    READING COMPREHENSION

## 6.5 Reading comprehension

The final section, consisting of 10 questions, aims at evaluating your ability to understand a written passage of a text. Vocabulary knowledge and text comprehension are the other two abilities being assessed here. According to the level of difficulty you are at, the type of proposed passages (newspaper and advertisement excerpts, situation descriptions, dialogue extracts, literary passages) can be more articulated and refer to more specific contexts:

LEVEL TEST - ENGLISH Difficulty : ★☆☆☆☆

**Choose the right answer.**

- How often do you go swimming, Paul?  
- Once or twice a month. I don't have much free time now that I have my children.

- Paul often goes swimming.
- Paul has little free time.
- Paul goes swimming every week.
- Paul doesn't go swimming anymore.

**CONTINUE**

GRAMMAR      VOCABULARY      KEY COMMUNICATIVE PHRASES      LISTENING COMPREHENSION      **READING COMPREHENSION**

Here you will have to understand the vocabulary in context – your knowledge on a particular subject is not tested – and find out the right answer according to the similarity in meaning between two terms or between a term and its phrasal form and vice versa:

LEVEL TEST - ENGLISH Difficulty : ★☆☆☆☆

**Choose the right answer.**

Magazine extract: Tom talks about his job

- So Tom, do you enjoy your job?  
- Generally, yes. I earn a reasonable salary, the work is interesting, and I get on well with my boss which is very important as we frequently travel together on business. The main disadvantage of my job is the journey to work: it takes me more than one hour to get to work.

- Tom hates his boss.
- Tom's journey to work is very short.
- Tom has a good relationship with his boss.
- Tom earns a very big salary.

GRAMMAR      VOCABULARY      KEY COMMUNICATIVE PHRASES      LISTENING COMPREHENSION      **READING COMPREHENSION**


## 7. Results of the language assessment

Upon completing all the 5 assessment sections, you will receive a detailed analysis of your performance as shown in this result page here below:

### RESULTS OF YOUR LEVEL TEST IN ENGLISH



Your detailed English language levels in the assessed language competences are:

<p><input checked="" type="checkbox"/> Reading comprehension</p> <p><b>A1</b> You can understand familiar names, words and very simple sentences, for example on notices and posters in catalogues.</p>	<p><input type="checkbox"/> Listening comprehension</p> <p><b>A1-</b> You are a beginner and you are taking your first steps in the language.</p>	<p><input checked="" type="checkbox"/> Grammar</p> <p><b>A1</b> You understand a very limited number of simple and frequently used grammatical structures.</p>
<p><input type="checkbox"/> Vocabulary</p> <p><b>A1</b> You recognise a very basic range of words and simple phrases related to personal information and immediate needs.</p>	<p><input type="checkbox"/> Key communicative phrases</p> <p><b>A1</b> You can understand simple exchanges, questions and reactions related to very common, everyday social situations.</p>	 <p>Save and print your evaluation report</p>

The results of your language assessment do not prevent you from taking part in the Erasmus+ mobility. The results according to the [CEFR](#) are accessible to you and your Higher Education sending institution or EUS coordinating organisation. For Higher Education students, the results are not communicated to the receiving institution/organisation. For EUS volunteers, the results are not communicated to the other organisation(s) in your project. However, you are free to send the results to them.

At the end of your Erasmus+ mobility period, you will be required to complete another language assessment to check the progress made in your language competences during your stay abroad. The European Commission uses aggregated data of the language assessment results for statistical purposes.

Take the opportunity to complete your European Language Passport and thus improve your CV









The upper part of the screen, on the left-hand side, indicates your overall score level according to the CEFR completed with a brief description of the level obtained. The graphics on the right-hand side indicates where you currently are on your learning pathway.

### RESULTS OF YOUR LEVEL TEST IN ENGLISH



In the centre of the page, a more detailed feedback for each competence is shown.

Your detailed English language levels in the assessed language competences are:

<p> <b>Reading comprehension</b></p> <p><b>A1</b> You can understand familiar names, words and very simple sentences, for example on notices and posters in catalogues.</p>	<p> <b>Listening comprehension</b></p> <p><b>A1-</b> You are a beginner and you are taking your first steps in the language.</p>	<p> <b>Grammar</b></p> <p><b>A1</b> You understand a very limited number of simple and frequently used grammatical structures.</p>
<p> <b>Vocabulary</b></p> <p><b>A1</b> You recognise a very basic range of words and simple phrases related to personal information and immediate needs.</p>	<p> <b>Key communicative phrases</b></p> <p><b>A1</b> You can understand simple exchanges, questions and reactions related to very common, everyday social situations.</p>	

By clicking on **"Save and print your evaluation report"** you will be able print out a screenshot of your assessment results.



Please also keep it in mind that you cannot repeat your language assessment once you have completed it and received your results.

This might be a good opportunity to make the most out of your assessment. We recommend you to update your CV with your recent language level. At the bottom of the page, you find a shortcut to the Europass page in order to draw up your own Europass Curriculum Vitae or download the CV template to complete later on.








### Instructions on how to fill out your Europass CV or Language Passport



You will be asked to fill in a form indicating your native language. In the section below, "other languages", you have to insert the language for which you have been assessed (and/or the other languages that you may know by means of self-assessment) and the results obtained in your language assessment. By clicking on one of the language skills, you can add your level scores by scrolling a drop-down list including the descriptors of the CEFR.



Mother tongue(s) <b>French</b>	Other language(s) <b>English</b>
-----------------------------------	-------------------------------------


English				
Self-assessment of language skills				
UNDERSTANDING		SPEAKING		WRITING
 Listening	 Reading	 Spoken interaction	 Spoken production	 Writing


Other language(s)

English ×


**Self-assessment**


**UNDERSTANDING**


A1 - Basic User (Listening) ×


Reading - Select from list ∨

**SPEAKING**


Spoken interaction - Select from list ∨


Spoken production - Select from list ∨

Only you and the institution in charge of your selection or coordinating your EVS project receive the results of your language assessments. For higher education students, results will not be communicated to the receiving institution/organisation. For EVS volunteers and VET trainees, results will not be communicated automatically to other organisation(s) in the project.

The results of the Erasmus+ OLS language assessments do not prevent anyone from taking part in the Erasmus+ mobility programme. Results may be used by the sending institution/coordinating organisation to identify the participants most in need of linguistic support.

**At the end of your Erasmus+ mobility period, you are required to complete another language assessment to check the progress made in your language competences during your stay abroad.** There is no difference between the first (prior to mobility) and the second Erasmus+ OLS language assessment (at the end of your mobility). The questions might be different as the assessment is adaptive. Since both assessments are based on the same principles, your improvement of language skills during your mobility period can be measured.

There are no fallouts if your language level has not changed during your Erasmus+ mobility programme. If your language level has not changed during your stay abroad, it will have no direct, negative consequences for your participation in the Erasmus+ programme – however, to make the most of your stay abroad, you should be dedicated to learning the language of your work, studies or volunteering.

The European Commission might use aggregated data of language assessment results for statistical purposes.

## 8. Helpdesk

If you encounter problems while you are taking the language assessment, contact our support service by clicking on “**Report a problem**” in the upper right-hand corner at any time during the language assessment.



## 9. Data protection

### 9.1 Disclaimer

The Erasmus+ Online Linguistic Support (OLS) is a service financed by the European Commission in the framework of the Erasmus+ Programme.

Altissia on behalf of the project Consortium (Centre de Langues, Université Catholique de Louvain and Altissia International S.A.) maintains this website to promote its initiatives to the public. The material on this website is for information and learning purposes only.

The consortium's goal is to keep this information timely and accurate. If errors are brought to our attention, we will try to correct them.

The contents of the language assessments, courses and all related areas accessible to Erasmus+ mobility participants are the sole responsibility of the consortium and can in no way be taken to reflect the views of the European Commission and the Executive Agency on Education Audiovisual and Culture (EACEA).

The restricted area of the licence management system concerning National Agencies and Erasmus+ sending institution/organisation is fed with data extracted from the European Commission IT tools and is subject to modifications by them. This data is covered by the legal basis of Directive 95/46 and Regulation 45/2001.

**This information is:**

- of a general nature only and is not intended to address the specific circumstances of any particular individual or entity;
- not necessarily comprehensive, accurate, complete or up to date;
- sometimes linked to external sites over which Altissia on behalf of the consortium has no control and for which Altissia on behalf of the consortium assumes no responsibility;
- not professional or legal advice (if you need specific advice, you should always consult a suitably qualified professional).

Altissia on behalf of the consortium reserves the right, under direct instruction by EACEA, to suspend, change, modify, add or remove portions of the website at any time.

This disclaimer is not intended to limit the liability of Altissia on behalf of the consortium in contravention of any requirements laid down in applicable national law nor to exclude its liability for matters which may not be excluded under that law.

### **Liability for content**

Although the webmaster is very careful in creating and updating this website, they cannot guarantee the accuracy of the information. The information contained in this site may be subject to change without notice. The webmaster is not liable for any omission or error in its pages and for the consequences arising from the use of the provided information and instruction.

### **Incoming and outgoing hyperlinks**

The implementation of hyperlinks within the site to other sites and generally towards all existing resources on the internet is not the responsibility of the author of <http://erasmusplusols.eu>. Similarly, other websites with a hyperlink to this site are not the author's responsibility; therefore they decline any liability for their content.

If you would like to link to the site <http://erasmusplusols.eu>, you must contact the author of the site in advance.

## **9.2 Privacy statement**

The following statement explains our policy regarding the personal information we collect about you.

### **Overview**

The Erasmus+ Online Linguistic Support (hereinafter “OLS”) is an initiative of the European Union. It is part of Erasmus+, the European programme for Education, Training, Youth and Sport. It is steered by the European Commission and implemented by its Executive Agency for Education, Audiovisual and Culture (hereinafter “EACEA”).

The OLS is dedicated to respecting the privacy of its users. It provides a secured and safe environment for participants of mobility to learn foreign languages. The following statement outlines the policies by which the OLS collects, manages and uses the data provided by its users.

As the OLS – which encompasses the licence management tool, the language assessment, as well as the language courses– collects and further processes personal data, it is subject to Regulation (EC) no 45/2001 of the European Parliament and of the Council of 18 December 2000 on the protection of individuals with regard to the processing of personal data by the

European Community institutions and bodies and on the free movement of such data (OJ L8 of 12.1.2001, p. 1.).

The various tools present on the OLS allow users to submit information in order to participate to OLS activities. When registering online and submitting other information, the data is collected and further processed for the purposes detailed hereafter under point 1. The relevant processing operations thereof are under the responsibility of the Data Controller, which is the Head of Unit A1 – Erasmus+: Schools, Prospective Initiatives, Programme Coordination at EACEA (see point 6 below for contact information).

### *9.2.1 What personal information we collect, and for what purpose?*

#### (a) Information relative to mobility participant:

The European Commission's DG EAC transmits to the EACEA your e-mail address. The following information may then be collected directly from you by EACEA.

**Registrant data:** last name, first name, gender, contact e-mail, nationality, year of birth, mother tongue, type of mobility, language to test, country of destination, estimated start of the mobility period, sending institution, period of mobility, time zone, estimated end of the mobility. All mandatory data.

The European Commission, EACEA and Altissia on behalf of the consortium, are not liable for any information or documents uploaded by third parties.

#### **Results of language assessment and courses**

**Other optional data** submitted by participants of mobility on the OLS (e.g., messages in forums, online discussions and threads, files and pictures). Not providing these optional data will not put the participants in a disadvantaged position.

#### (b) Information relative to National Agencies and Erasmus+ sending institutions/organisations are provided by DG EAC to EACEA:

**Institutional data:** Project number, PIC number, project name, project start date, project end date, project contact person, project contact telephone number, contact project e-mail, number of licences for language assessments and number of licences for language courses.

### (c) Purpose of the processing:

Participants in Erasmus+ mobility have to assess their language competences before and after their stay abroad. In addition, participants will have the opportunity to take online language courses. The data processing OLN tool is necessary in order to provide these services.

In particular, the storage, processing and displaying of data is necessary to:

- enable OLS to function;
- allow OLS registrants to communicate and collaborate in the spirit of mutual trust and respect; and,
- extract aggregate data for statistical purposes.

Aggregated statistics are collected regularly, including, but not limited to, the results of the language assessment.

Aggregated data of mobility participants may be used only for the purpose to carry out analysis, monitoring and information sharing by National Agencies, EACEA and the European Commission. Altissia on behalf of the consortium cannot use and/or exploit any of the data without specific authorisation.

In an effort to maximise user experience, the OLS may keep track of user frequency, habits, preferences and settings.

### *9.2.2 Who has access to your information and to whom is it disclosed?*

Personal data will never be used for marketing purposes.

For the purposes detailed above, access to data is strictly limited to:

- European Commission, EACEA and National Agencies: aggregate data only.
- Service provider Altissia who acts on behalf and under the instructions of EACEA: full set of data.
- Data related to individual participants of mobility is accessible to their sending institution/organization having an access to the backend licence management system OLS which can then decide on its use.
- For EVS volunteers, the results will not be communicated to the other organisation(s) in the project.

Whenever possible, data will be processed in an anonymous way, especially if transferred to third parties for research purposes.

Other data submitted by participants of mobility on the OLS (e.g., messages in forums, online discussions and threads, files and pictures) are only visible to other registered users related to the area of the platform where they have been uploaded. However, the administrator of such areas may decide to make part of the data publicly available. In this case, the registrant has the right to delete the information concerning him/herself.

### *9.2.3 How do we protect and safeguard your information?*

The collected personal data and all related information are stored on secured servers of the service provider (Altissia) for the duration of the contract with the consortium.

The operations of the service provider's computer centres contractually abide to the European Commission's security directives and provisions established by the Directorate of Security for these kinds of servers and services. The standard security measures exist for the site hosting the Altissia servers, i.e. most recently patched and updated operating system and software, antivirus protection, firewall, regular security auditing and network security scans, applied IT security policy, vulnerability testing and intrusion detection system.

### *9.2.4 How can you verify and rectify your information?*

To exercise your rights, such as the right of access and rectification of inaccurate or incomplete personal data, you may do this yourself online. You may also contact the Controller (see below under 10.2.6.).

### *9.2.5 How long do we keep your data?*

Data related to statistics and research purposes is kept for the entire duration of the OLS. At the end of the contract, the consortium will hand over all information and data to EACEA and not keep a copy of confidential information, documents and personal data in whatever format.

In case the mobility participant profiles are automatically deactivated or deleted, no data will be visible to other OLS users. Data will be kept only in an anonymous form that does not allow for personal identification. If users with a deactivated or deleted profile want to continue using the platform (ie in case of another mobility), they will need to register again. The data remain solely for research and monitoring purposes at the disposal of EACEA, the



European Commission, NAs and Erasmus+ sending institutions/organisations, Altissia on behalf of the consortium and other third parties under the authorisation of the Data Controller in an aggregated format.

### ***9.2.6 Contact information***

The data processing operations are under the responsibility of the Data Controller:

Head of Unit A1 – Erasmus+: Schools, Prospective Initiatives, Programme Coordination

Executive Agency Education Audiovisual and Culture

Office: BOU2 01/017

Avenue du Bourget 1

1049 Brussels

Belgium

For any questions on your rights and the exercise of your rights related to the processing of personal data (like access and rectification of your personal data), please feel free to contact the Controller of the OLS at this address: [EACEA-EPLUS-OLS@ec.europa.eu](mailto:EACEA-EPLUS-OLS@ec.europa.eu)

### ***9.2.7 Recourse***

In case of conflict on any Personal Data Protection issue you can address yourself to the Controller at the above mentioned address and functional mailbox. You can also contact EACEA's Data Protection Officer at the following email address: [eacea-data-protection@ec.europa.eu](mailto:eacea-data-protection@ec.europa.eu).

Should the conflict not be resolved by the Controller or the Data Protection Officer you may lodge a complaint with the European Data Protection Supervisor at any time:

Website – <http://www.edps.europa.eu>;

Email – [edps@edps.europa.eu](mailto:edps@edps.europa.eu).

### 9.2.8 Legal basis

The main legal basis of the processing of personal data is:

(a) Article 4 of Commission Decision 2009/336/EC of 20 April 2009 setting up the Education, Audiovisual and Culture Executive Agency for the management of European Community action in the fields of education, audiovisual and culture in application of Council Regulation (EC) No 58/2003 (OJ L 101 of 21.4.2009, p. 21.);

(b) Article 5 (e) of the ‘Erasmus+’: the Union programme for education, training, youth and sport established by Regulation (EU) No 1288/2013 of the European Parliament and of the Council of 11 December 2013 and repealing Decisions No 1719/2006/EC, No 1720/2006/EC and No 1298/2008/EC (OJ L 347 of 20.12.2013, p. 50–73).

## 9.3 Copyright

### Copyright Notice

The <http://erasmusplusols.eu> site is protected by copyright. Text, images and other elements of the site are protected by copyright. Any copy, adaptation, translation, agreement, public communication, rental and other utilization of all or part of this site in any form and by any means, electronic, mechanical or otherwise, conducted for profit or in a private setting, is strictly prohibited without prior approval of the Consortium. Any copyright infringement will result in civil or criminal prosecution.

Assessment tests, language courses, web layout graphics are property of the consortium.

Copyright on system data concerning National Agencies, Erasmus+ sending institutions/organisations, mobility participants and aggregated statistics rests on the Union.

Any dispute relating to the site <http://erasmusplusols.eu> will be governed exclusively by Belgian law. The Courts of Brussels will have sole jurisdiction in any dispute.

### Trademarks and trade name

Erasmus+ is a registered trademark of the European Union. The logos, web banners and signs used on this site are legally protected. Any use of these or similar names is strictly prohibited without prior written consent.

## 9.4 Contact

You can contact the site owner by email via the contact form on the website or at its head office via the following address:

CLL, Place de l'Université 25 – 1348 Louvain-la-Neuve – Belgium

You can contact the web provider at their headquarters:

OVH, 2 rue Kellermann – 59100 Roubaix – France

## 9.5 Cookies

To make this site work properly, we sometimes place small data files called cookies on your device. Most big websites do this too.

### What are cookies?

A cookie is a small text file that a website saves on your computer or mobile device when you visit the site. It enables the website to remember your actions and preferences (such as login, language, font size and other display preferences) over a period of time, so you do not have to keep re-entering them whenever you come back to the site or browse from one page to another.

### How do we use cookies?

Some elements and videos embedded in our pages use a cookie to anonymously gather statistics on how you got there and what videos you visited.

Enabling these cookies is not strictly necessary for the website to work but it will provide you with a better browsing experience. You can delete or block these cookies, but if you do that some features of this site may not work as intended.

The cookie-related information **is not used to identify you** personally and the pattern data is fully under our control. These cookies are not used for any purpose other than those described here.

### How to control cookies?

You can **control and/or delete** cookies as you wish – for details, see [aboutcookies.org](http://aboutcookies.org). You can delete all cookies that are already on your computer and you can set most browsers to

prevent them from being placed. If you do this, however, you may have to manually adjust some preferences every time you visit a site and some services and functionalities may not work.

## 9.6 OLS Code of Conduct

By registering on the OLS you agree on the basic principle that the OLS is a community of participants of mobility based on trust and cooperation.

The OLS team advises you to:

- Ensure that the pictures you upload (on your profile area) do not infringe any copyright.
- When posting a comment in the forum, ensure that your comment is relevant to the original post. Inappropriate comments are not permitted and are subject to reporting.
- Be sure that messages you post in forums are consistent with the topic of the forum.
- Refrain from using abusive language and be respectful of each other.

It is strictly prohibited to use the OLS for commercial purposes. Any company, initiative, event or software with a commercial intent will be removed.

The OLS team cares about the participants of mobility and will make sure that any abuse of the above code of conduct is not tolerated.

**Good luck with your Erasmus+ OLS language assessment!**